

1811

Never underestimate the power of a simple

Xtod
DBGM by Dr. Dettlef Hildebrand

THE ORIGINAL

X^{nod} Instruments

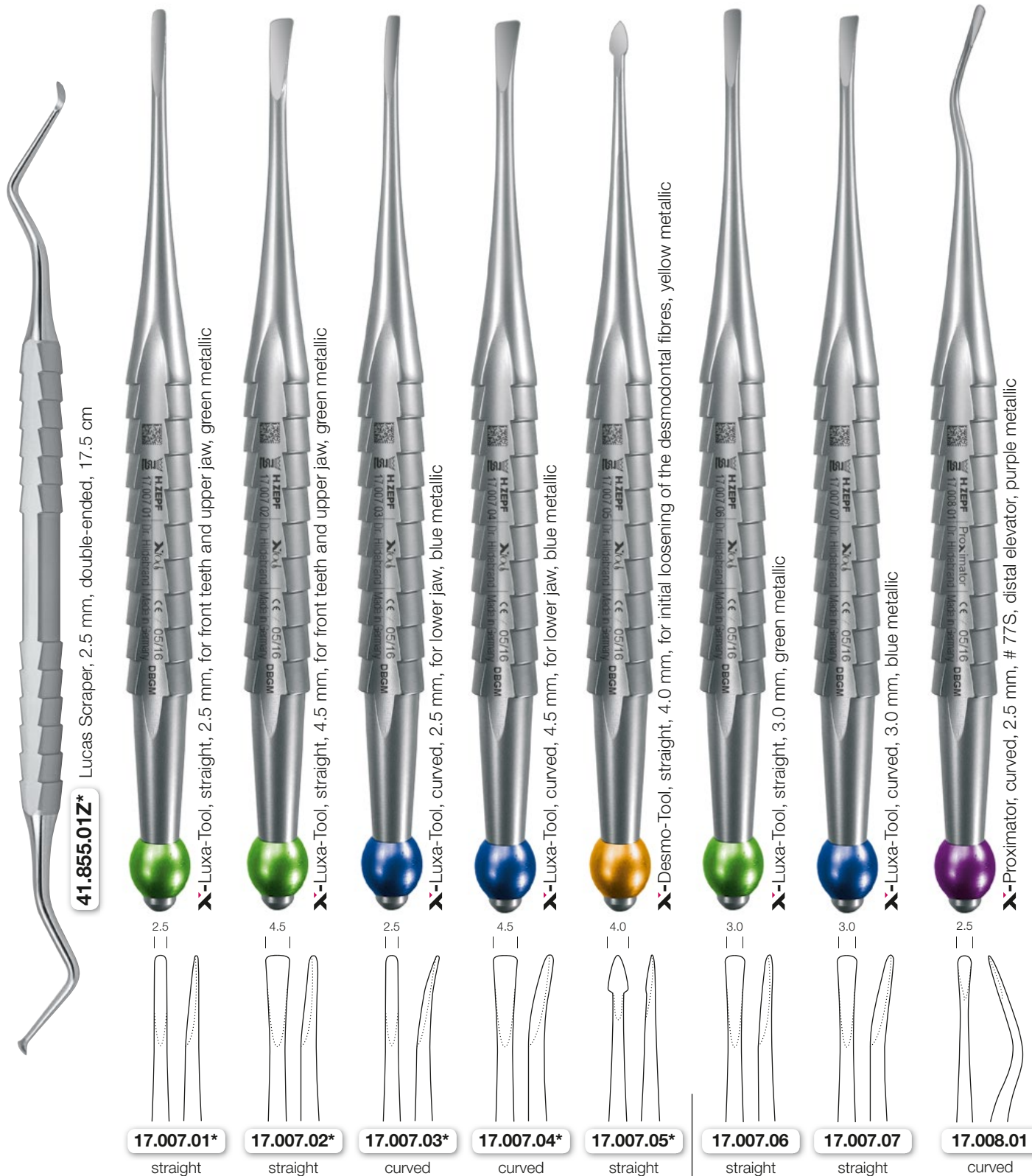
DBGM nach Dr. Detlef Hildebrand

THE ORIGINAL

Modern therapy methods require modern instruments!

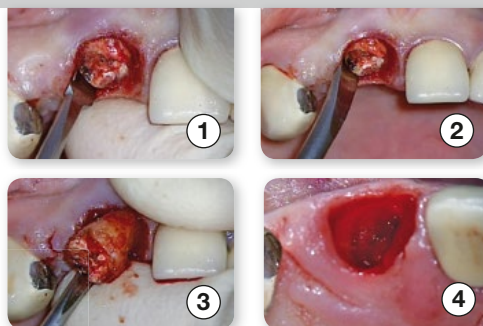
The implantology with immediate insertion after the tooth extraction is more and more a focus of interest in modern dentistry. It appears to be more than necessary to protect soft and hard tissue structures already during the extraction phase and to follow the principles of minimal invasiveness.

Here is an ideal complement for this: The **X^{nod} Instruments!**




* Instruments included in the set **17.007.00**. Please refer to the last page.

- Color coding for clear handling.
- Universal and complete extraction instruments in one tray.
- Direct and controlled power transmission to prevent tooth and root fractures.
- Ergonomic handle design (pencil-design) prevents unintended slipping during usage.
- Non-traumatic tooth extraction without injuring surrounding structures.



2.5	4.5	4.5	4.0	4.0	4.0	4.0	3.0	2.5	4.0
17.008.02	17.008.03	17.008.04	17.008.05	17.008.06	17.008.08	17.008.09	17.008.10	17.008.11	17.008.90
curved	curved	curved	curved	curved	curved	curved	curved	curved	straight





17.007.00

Complete Set
consisting of
17.007.01 - 17.007.05
and 41.855.01Z
in the washtray



Lucas Scraper, 2.5 mm, double-ended, 17.5 cm
41.855.01Z

- **X-Desmo-Tool (yellow) 17.007.05:**
The X-Desmo-Tool easily enters into the periodontal gap with its pointed tip and initially loosens the Sharpey's Fibres. The modified pencil handle and the handy shaft shape offer a depth sensibility like never experienced before without destroying related structures.
- **X-Luxa-Tool-3 (blue) 17.007.03:**
bent + narrow:
for tooth loosening
- **X-Luxa-Tool-1 (green) 17.007.01:**
straight + narrow:
A delicate and controlled power transmission guarantees a specific loosening and luxation of the tooth without any risk of crown or root fractures.
Ideal position: approximal (mesial or distal) to the tooth which is to be extracted.
- **X-Luxa-Tool-2 (green) 17.007.02:**
straight + wide:
Complete, non-traumatic luxation of upper molars (e.g. tooth 16). The ergonomic instrument shape ensures a gentle extraction without tooth fractures or any damage to the alveolar wall.
- **X-Luxa-Tool-4 (blue) 17.007.04:**
bent + wide:
for tooth luxation
- **Lucas Schaber ZEPF-Line 41.855.01Z:**
Inspection and curettage of the empty dental alveolus. Complete removal of all inflamed and connective tissue fibres.

ZEPF-Xiod-Tray

DBGM by Dr. Detlef Hildebrand

“Extraction in its most pleasant way”

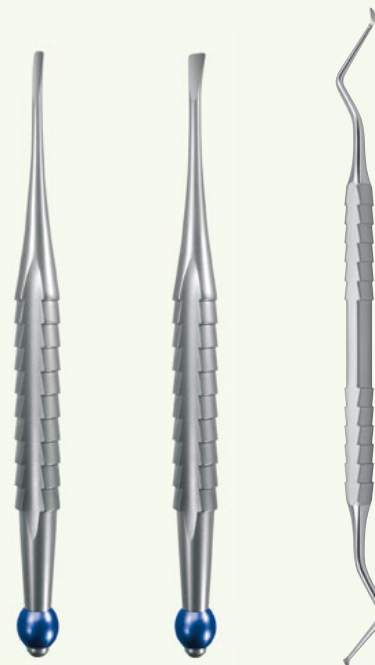
The **ZEPF-Xiod-Tray** offers a universal instrument set for medical tooth extraction. The **Xiod** instrumentation includes six different instruments:



17.007.05
straight

17.007.02
straight

17.007.01
straight



17.007.03
curved

17.007.04
curved

41.855.01Z
curved

AESTHETIC IS THE RESULT